



# TWO-FACTOR WHITELISTING



# TWO-FACTOR WHITELISTING


## Hi from the DOD team

Requiring two-factor authentication on employee computers is an important security measure for many reasons, however, it may not always be necessary. If your organisation currently enforces two-factor authentication and you want to remove the hassle of requiring several passwords, then whitelisting is a way to exclude certain locations or computers.

Here is how WhiteListing works on the DOD platform. Follow these steps to login via a Web Browser and AccessPad.

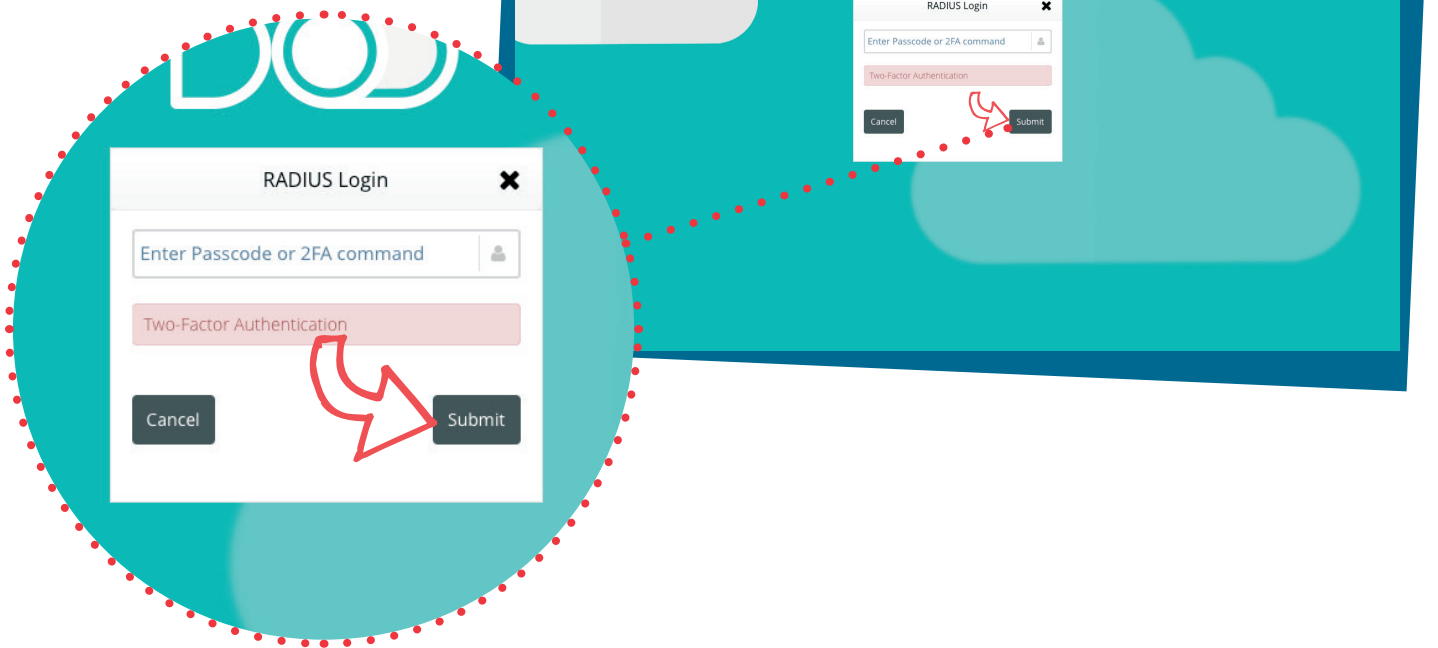
## Logging in via a Web Browser

1. Type: <https://yourcompany.desktopondemand.com> into your preferred browser.



2. Enter your login credentials containing your **username** and **password** and click '**Connect**'.

3. You will be directed to another screen. There is no need to enter any details. Simply click the **'Submit'** button to proceed.



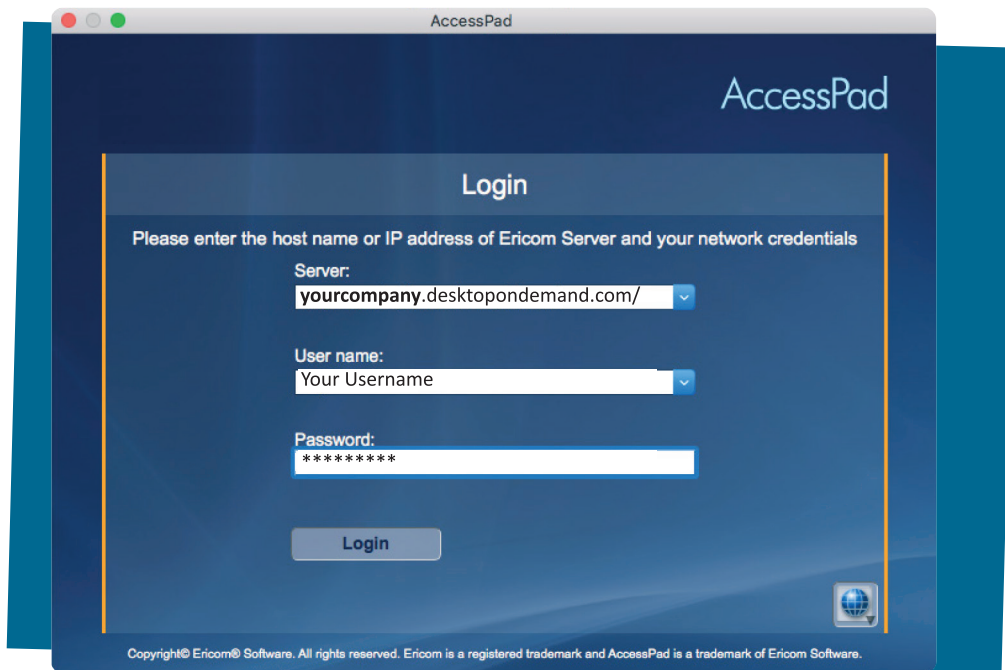
If you are experiencing any issues or would like support

CALL: **0121 289 3661** OR EMAIL: **support@ilicomm.com**

Our team is available from 08:00-18:00 and will be able to help with any issues you may have.

## Logging in via a **AccessPad**

1. Launch Ericom **AccessPad** from your desktop and enter your login credentials, before



2. You will be directed to another screen. There is no need to enter any details. Simply click the '**Submit**' button to proceed.

